



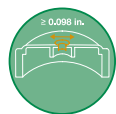
Handling recommendations



The functionality of the membranes depends on individual factors (especially on the specific filling material or differences in temperature and humidity) as well as on the appropriate use of the FLUXX® Degassing Inserts. Functionality and chemical resistance of the membranes can therefore not be guaranteed in general. We recommend individual testing of customer applications prior to use.



Damages to the membranes by sharp-edged objects or any other contact – especially by hands – must be avoided. We therefore recommend the use of protective gloves when handling FLUXX® Degassing Inserts.



For degassing the container, the closure must contain a hole which is located on the bottom of the closure at the position of the FLUXX® Degassing Insert. The diameter of the hole should be at least 0.098 inch. This hole must not be closed from the outside – especially by packaging films, dirt or other containers when stacking on pallets.





FLUXX® Degassing Inserts must not be exchanged after they have been integrated once into the closures provided for this purpose. We also would like to point out that closures with integrated Degassing Inserts must not be reutilized for other applications after use (single use only).






A maximum storage period for FLUXX® Degassing Inserts cannot be specified as it depends on the used liquids, storage conditions and other influencing factors. In order to maintain the properties as long as possible, we recommend our products to be stored originally packaged in a clean environment. The product should not be exposed to extreme temperatures or temperature fluctuations during storage and should be protected from strong light, UV radiation and other harmful influences. Filled containers – provided with SABEU product solutions – must be stored in an upright position so that the membranes are not permanently moistened by the liquids and a continuous ventilation is ensured. This also applies to further transportation.



Application examples

-  Liquid food
-  Hazardous substances and other chemicals

-  Agrochemicals
-  Cleaners
-  Hygiene and care products

Notice

Please visit our website www.fluxx-sabeu.com for the latest and most up-to-date information. The information provided in this document herein is subject to change at any time without notification. This document does not commit SABEU in any way. SABEU is not responsible for any errors that may appear in this document.



FLUXX® Degassing Inserts

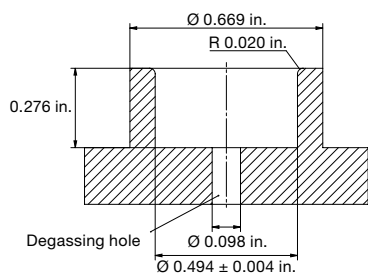
Instructions for Use



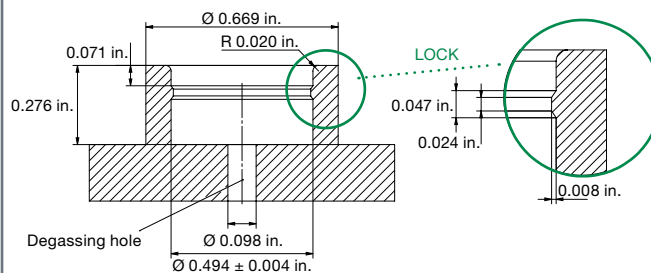
Installation instructions

FLUXX® Degassing Inserts can be quickly and easily incorporated into custom closures. For this purpose, the receiving element of the closure must meet the dimensional requirements of the Degassing Inserts. The dimensional accuracy of the individual product solution must be observed and can be found in the respective technical drawing.

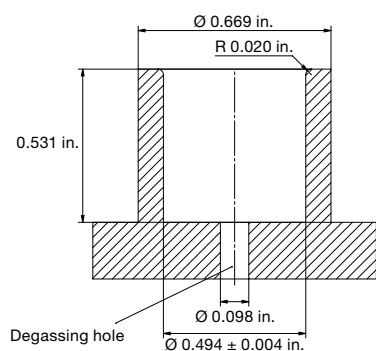
F15, F17



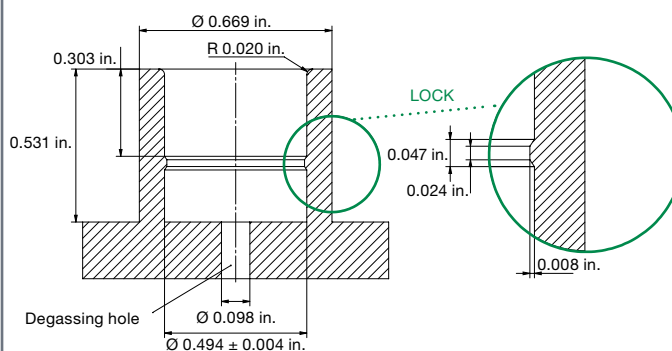
F15 LOCK, F17 LOCK, F38 LOCK SN



F38



F38 LOCK



Dimensions in inch